




Technical specification

Cold Milling Machine W 210/W 210i

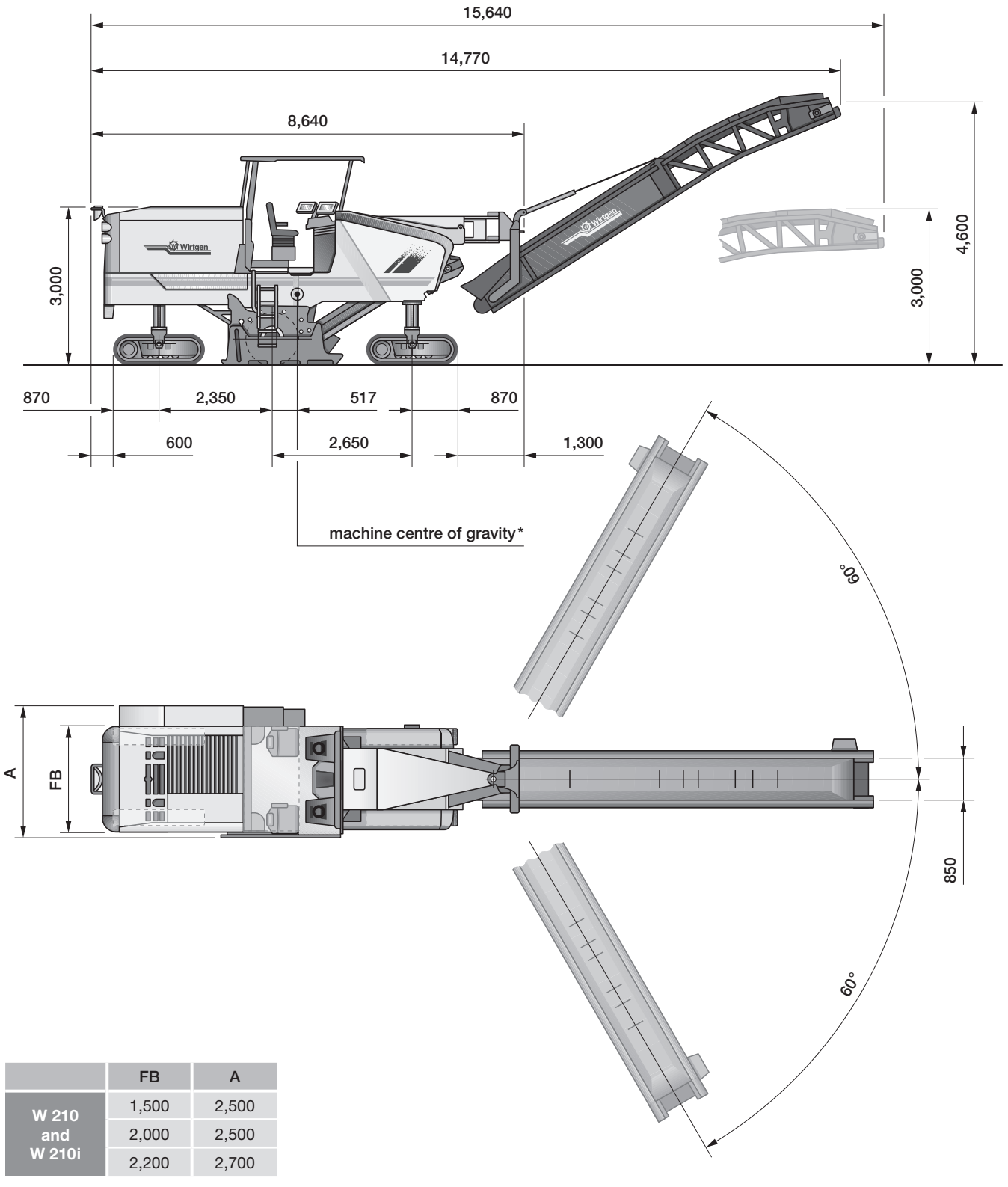


Technical specification

| | Cold milling machine W 210 and W 210i | | |
|--|---------------------------------------|------------------------|-----------------|
| Milling drum | Option FB 1,500 | Standard FB 2,000 | Option FB 2,200 |
| Milling width | 1,500 mm | 2,000 mm | 2,200 mm |
| Milling depth* ¹ | 0–310 mm | 0–330 mm | 0–330 mm |
| Tool spacing | 15 mm | 15 mm | 15 mm |
| Number of tools | 136 | 162 | 174 |
| Drum diameter with tools | 1,020 mm | | |
| Engine | W 210 | W 210i | |
| Manufacturer | CUMMINS | | |
| Type | QSL 8.9 + QSC 8.3 | QSL 9 + QSL 9 | |
| Cooling | Water | | |
| Number of cylinders | 6 + 6 | | |
| Rated power at 2,100 min ⁻¹ | 470 kW/630 HP/639 PS | 507 kW/680 HP/690 PS | |
| Maximum power at 1,900 min ⁻¹ | 500 kW/671 HP/680 PS | 534 kW/716 HP/726 PS | |
| Operating power at 1,600 min ⁻¹ | 469 kW/628 HP/638 PS | 494 kW/663 HP/672 PS | |
| Displacement | 17.2 l | 18 l | |
| Fuel consumption at rated power | 131 l/h | 136 l/h | |
| Fuel consumption in field mix | 52 l/h | 54 l/h | |
| Emission standards | EU Stage 3a/US Tier 3 | EU Stage 3b/US Tier 4i | |
| Electrical system | 24 V | | |
| Filling capacities | | | |
| Fuel tank | 1,220 l | | |
| Hydraulic fluid tank | 200 l | | |
| Water tank | 3,350 l | | |
| Driving properties | | | |
| Travel speed in milling and travel gear, max | 0–85 m/min (5 km/h) | | |
| Crawler tracks | | | |
| Crawler tracks front and rear (L x W x H) | 1,730 x 300 x 610 mm | | |
| Loading the milled material | | | |
| Belt width of primary conveyor | 850 mm | | |
| Belt width of discharge conveyor | 850 mm | | |
| Theoretical capacity of discharge conveyor | 375 m ³ /h | | |
| Shipping dimensions | | | |
| Machine, optional milling width 1,500 mm (L x W x H) | 8,640 mm x 2,500 x 3,000 mm | | |
| Machine, standard milling width 2,000 mm (L x W x H) | 8,640 mm x 2,500 x 3,000 mm | | |
| Machine, optional milling width 2,200 mm (L x W x H) | 8,640 mm x 2,700 x 3,000 mm | | |
| Discharge conveyor (L x W x H) | 7,900 x 1,450 x 1,500 mm | | |

*¹ = The maximum milling depth may deviate from the value indicated, due to tolerances and wear.

Dimensions in mm

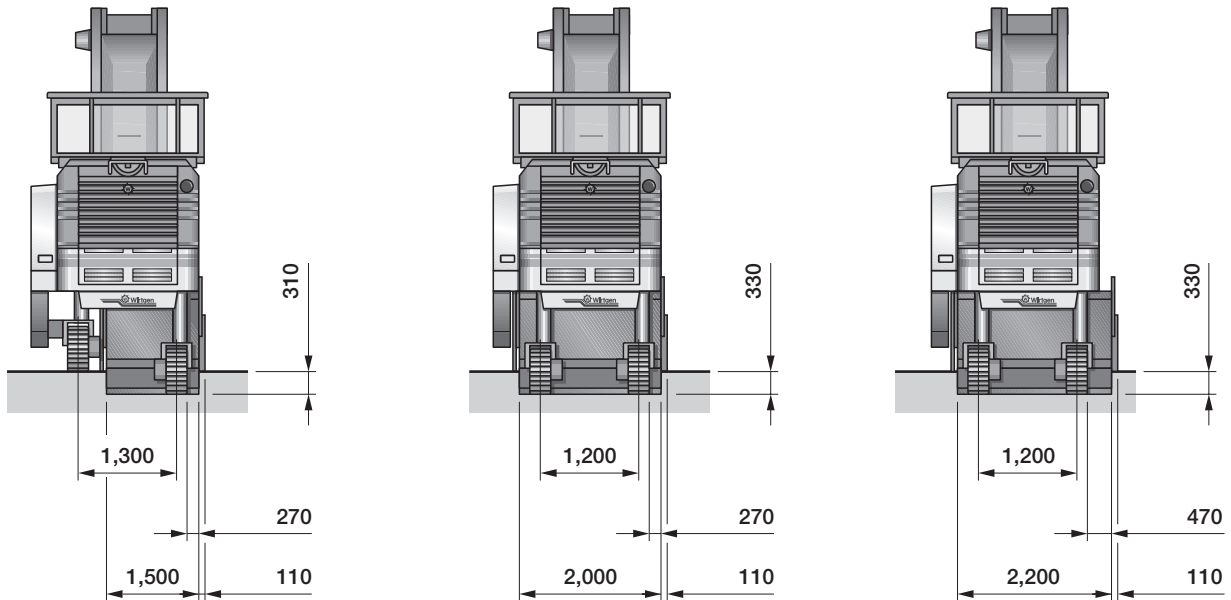


* = based on operating weight, CE, with conveyor folded out

| | Machine weights W 210 and W 210i |
|--|--|
| Empty weight of machine without filling media | 26,600 kg |
| Operating weight, CE * | 28,900 kg |
| Operating weight, max. (full tanks, full range of equipment), milling width 2,200 mm | 36,040 kg |
| | Weights of filling media |
| Water tank filling in kg | 3,350 kg |
| Diesel tank filling in kg (0.83 kg/l) | 1,000 kg |
| | Optional equipment features increasing / reducing empty weight |
| Driver and tools | |
| Driver | 75 kg |
| Weight of 5 cutting tool containers | 125 kg |
| On-board tools | 30 kg |
| Optional milling drum assemblies in lieu of standard | |
| Milling drum housing, milling width 1,500 mm | 100 kg |
| Milling drum housing, milling width 2,200 mm | 200 kg |
| Milling drum housing, milling width 2,000 mm, FCS-L | 650 kg |
| Milling drum housing, milling width 2,200 mm, FCS-L | 900 kg |
| Optional milling drums in lieu of standard | |
| Milling drum, milling width 1,500 mm, tool spacing 15 | -460 kg |
| Milling drum, milling width 2,200 mm, tool spacing 15 | 180 kg |
| Optional FCS milling drums in lieu of standard | |
| Milling drum, milling width 2,000 mm, tool spacing 6x2, FCS-L | 990 kg |
| Milling drum, milling width 2,000 mm, tool spacing 8, FCS-L | 660 kg |
| Milling drum, milling width 2,000 mm, tool spacing 15, FCS-L | -150 kg |
| Milling drum, milling width 2,000 mm, tool spacing 18, FCS-L | -260 kg |
| Milling drum, milling width 2,200 mm, tool spacing 6x2, FCS-L | 1,060 kg |
| Milling drum, milling width 2,200 mm, tool spacing 8, FCS-L | 900 kg |
| Milling drum, milling width 2,200 mm, tool spacing 15, FCS-L | 0 kg |
| Milling drum, milling width 2,200 mm, tool spacing 18, FCS-L | -30 kg |
| Optional additional equipment | |
| Operator's platform with comfortable seats in lieu of standard | 250 kg |
| Canopy in lieu of standard | 280 kg |
| Cabin in lieu of standard | 600 kg |
| Folding conveyor in lieu of standard | 520 kg |
| VCS – Vacuum Cutting System | 150 kg |
| Supplementary weight for flexible use | 1,700 kg |

* = weight of machine with half-full water tank, half-full fuel tank, driver (75 kg) and on-board tools

Rear view of machine with different milling width options
 Dimensions in mm

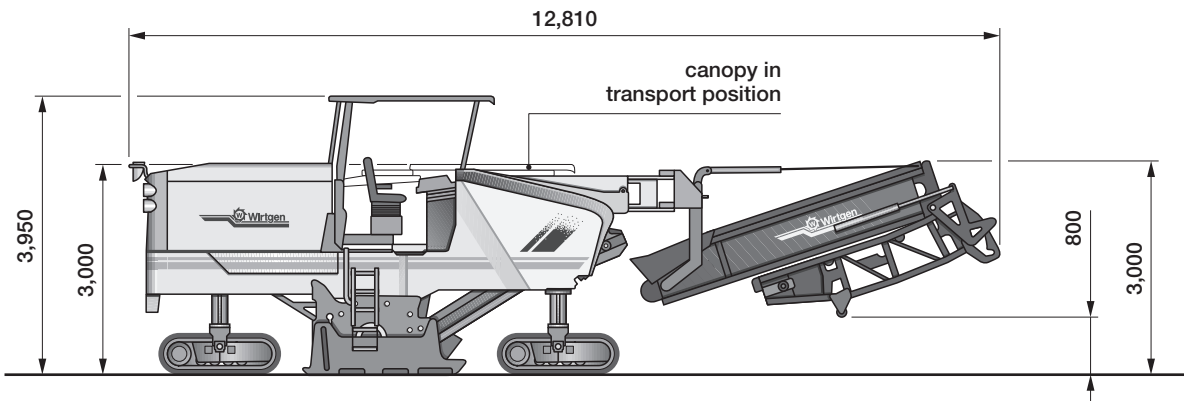


1.50 m wide drum assembly

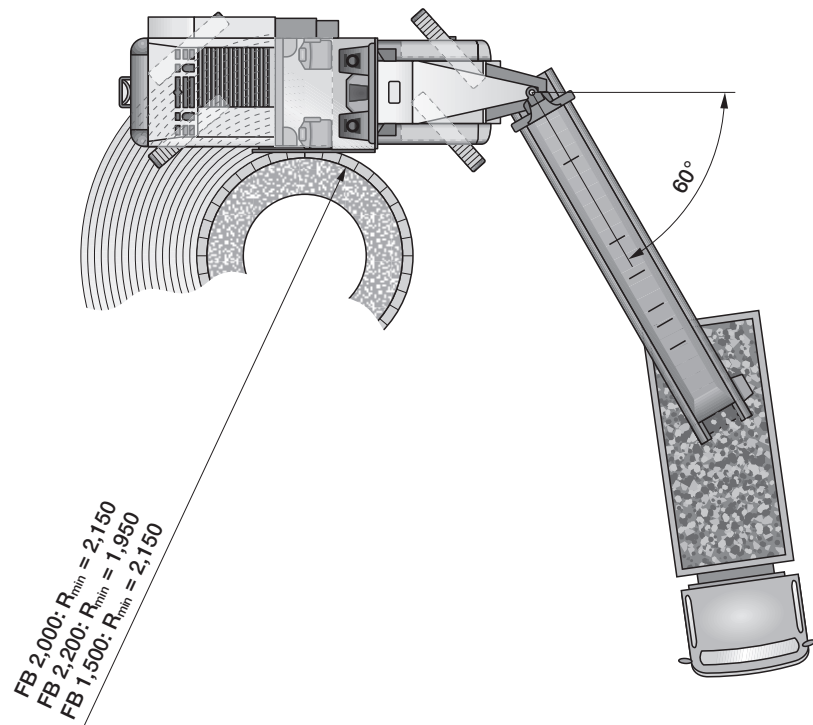
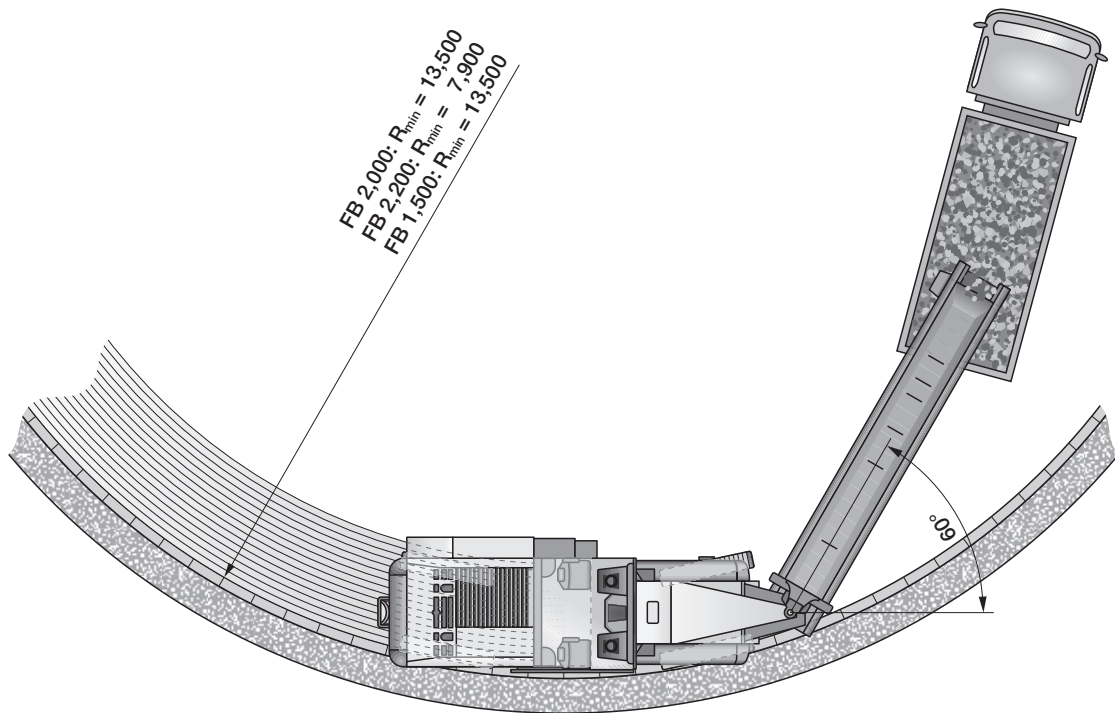
2.00 m wide drum assembly

2.20 m wide drum assembly

Machine transport with optional canopy and hydraulic folding conveyor
 Dimensions in mm



Milling radius, 150 mm milling depth
Dimensions in mm



Equipment features of cold milling machine W 210 and W 210i

Standard equipment:

Basic machine with engine

- Machine frame with dual wasp waist
- Hydraulically opening, soundproof engine cowling
- Air compressor system
- Battery-operated hydraulic module for hydraulic cylinder functions and for emergency functions
- Automatically engaging high-pressure water system, 18 bar, 67 l/min
- Engine cooling system with temperature-governed fan speed
- Large storage compartments for cutting tool containers
- Standard painting in Wirtgen white with orange stripes

Milling drum housing

- Milling drum housing for milling width 2,000 mm without FCS features
- Three electrically engageable milling drum speeds
127 1/min - 109 1/min - 97 1/min
- Hydraulic gradation control beam with conveyor lift function
- Hydraulically movable and adjustable scraper blade with automatic locking function
- Hydraulically lifting edge protection plates left and right; clearance right 450 mm, clearance left 330 mm
- Two separately engageable water spray bars in the milling drum assembly

Milling drums

- Milling drum, milling width 2,000 mm, HT11, tool spacing LA15
- Multiple-use ejector system

Loading of milled material

- Conveyor system with manually or automatically adjustable conveying speed
- Water spray system at the primary conveyor
- Slewing angle of discharge conveyor $\pm 60^\circ$

Machine and levelling control

- Clearly structured main control panel with functional switches
- Multi-functional control screen including display of major machine parameters
- Multifunctional truck loading indicator integrated in control screen
- Comprehensive diagnostic system included in control screen
- Automatically engaging milling power control unit
- Four exterior control panels for operation by ground staff
- Digital electric height indicator
- Full pre-installation for up to 7 levelling sensors per machine side

Operator's platform

- Fully anti-vibration mounted operator's platform
- Convenient, individually adjustable control panel
- Convenient access to operator's platform with stand-up seat, left and right
- Lockable covers for control panels
- Two mirrors at the front, one mirror at the centre, one mirror at the rear of the machine

Chassis and height adjustment

- PTS – machine is aligned parallel to the pavement surface automatically
- ISC – intelligent crawler track speed control through hydraulic four-track drive
- High machine stability through four-fold full-floating axle
- Four-track steering with freely selectable steering modes
- Extremely wear-resistant, two-piece EPS polyurethane track pads

Miscellaneous

- Lighting package with 11 halogen working spotlights
- Four LED lights in the area of the milling drum unit
- "Welcome" and "Go home" lights feature including LED lighting in the area of the operator's access and platform
- Comprehensive toolkit in lockable toolbox
- Comprehensive safety package with 6 emergency stop switches
- European design type certification, GS mark (Geprüfte Sicherheit = Tested Safety) and CE conformity
- Standard warranty of 12 months or 1,000 engine operating hours
- Machine commissioning by qualified personnel
- Comprehensive operating manual and machine documentation

Optional equipment:

Basic machine with engine

- Special painting in one, two or several colours

Milling drum housing

- Milling drum housing for milling width 1,500 mm
- Milling drum housing for milling width 2,200 mm
- Milling drum housing for milling width 2,000 mm, FCS-Light
- Milling drum housing for milling width 2,200 mm, FCS-Light
- Drum turning device for cutting tool replacement
- Pneumatic cutting tool driver and extractor
- Max. 2 electro-hydraulically operated cutting tool extractors
- Fold-out additional seats at the rear crawler tracks for cutting tool replacement

Milling drums

- Milling drum, milling width 2,200 mm, HT11
- Milling drum, milling width 2,000 mm, HT11, LA15, FCS-Light
- Milling drum, milling width 2,200 mm, HT11, LA15, FCS-Light
- Milling drum, milling width 2,000 mm, HT11, LA8, FCS-Light
- Milling drum, milling width 2,200 mm, HT11, LA8, FCS-Light
- Milling drum, milling width 2,000 mm, HT5, LA6x2, FCS-Light
- Milling drum, milling width 2,200 mm, HT5, LA6x2, FCS-Light
- Milling drum, milling width 2,000 mm, HT11, LA25, FCS-Light
- Milling drum, milling width 2,200 mm, HT11, LA25, FCS-Light
- Milling drum, milling width 2,000 mm, HT11, LA18, FCS-Light
- Milling drum, milling width 2,200 mm, HT11, LA18, FCS-Light
- Mounting carriage for milling drums

Loading of milled material

- Hydraulically folding discharge conveyor
- VCS – vacuum cutting system
- Conveyor support legs for machine transport

Machine and levelling control

- Data interface with data transmission in accordance with WIFMS
- LEVEL PRO automatic levelling system with hydraulic milling depth sensors at the side plates, left and right
- Up to two additional LEVEL PRO control panels
- Detection of actual milling depth via sensor package and readout on LEVEL PRO and machine screen
- RAPID SLOPE cross slope sensor
- Hydraulic cylinder sensor to scan the milling depth in front of the milling drum, right
- Hydraulic cylinder sensor to scan the milling depth in front of the milling drum, left and right
- Laser sensor with laterally movable hydraulic levelling arm including laser transmitter and laser receiver
- Sonic ski sensor for scanning a stringline
- Multiplex sensors with two additional ultrasonic sensors including bracket and cable in 3-fold Multiplex system package, right
- Multiplex sensors with two additional ultrasonic sensors including bracket and cable in 3-fold Multiplex system package, left and right
- Pre-installation of laser sensor including laser signal receiver but excluding laser signal transmitter
- Pre-installation for 3D GPS levelling including receiver mast

Operator's platform

- Operator's platform with individually adjustable, comfortable driver's seats, left and right
- Operator's cabin as part of the "Operator Comfort System"
- Hot-air blower heating in the footwell area of the operator's platform, left and right
- Complete set of fold-in mirrors, partly electric, with stop-and-go indicator
- Hydraulically retracting protective canopy

Miscellaneous

- Screen system including display
- Hydraulically operated electrical generator with a capacity of 4 kW at 220 volts
- Hydraulically operated electrical generator with a capacity of 4 kW at 110 volts
- Lighting balloon, 2 kW operated at 220 volts
- Lighting balloon, 2 kW operated at 110 volts
- Electrically operated diesel tank filling pump
- Hydraulically operated water tank filling pump
- Optional lighting package with 5 halogen and 6 Xenon working lights
- Bolt-on supplementary weight 1,700 kg
- Large storage compartment in lieu of standard storage compartment at the rear of the machine
- Hydraulically operated high-pressure water cleaner, 150 bar, 15 l/min



Wirtgen GmbH
Reinhard-Wirtgen-Strasse 2 · 53578 Windhagen · Germany
Phone: +49 (0) 26 45/131-0 · Fax: +49 (0) 26 45/131-242
Internet: www.wirtgen.com · E-Mail: info@wirtgen.com